

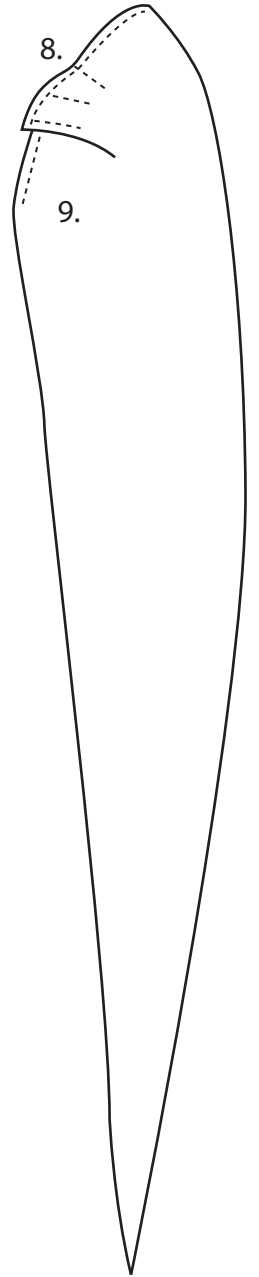
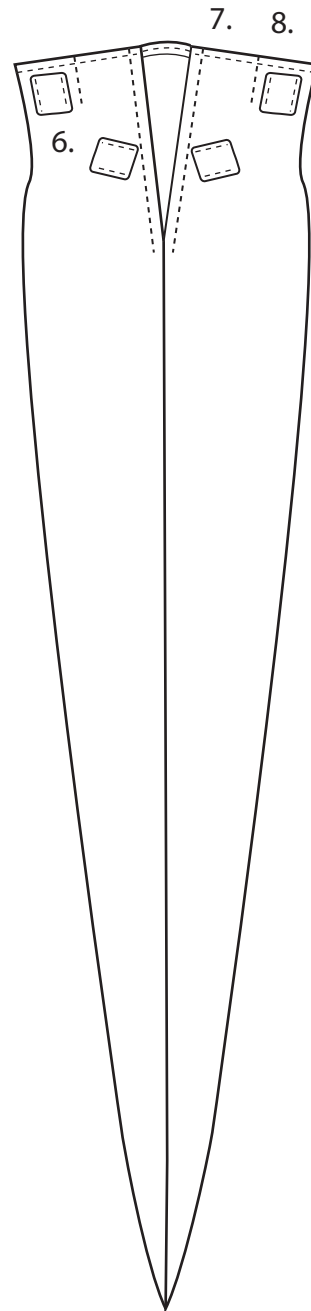
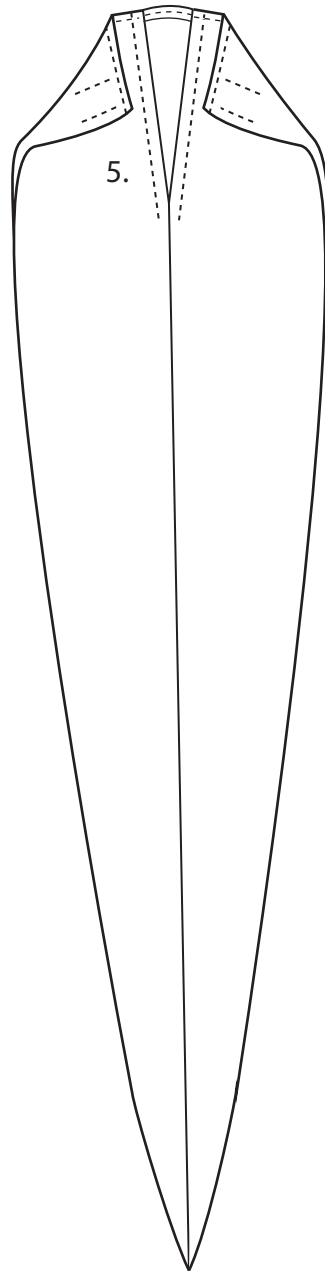
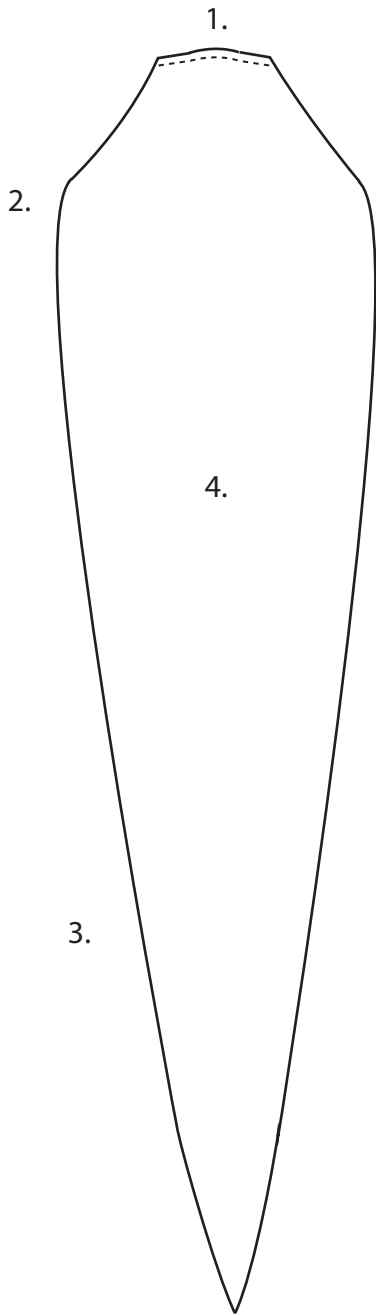
MiTail pattern

Front

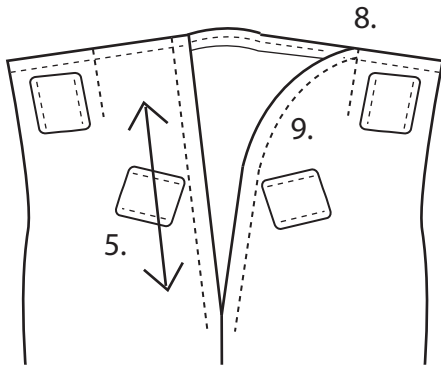
Back

Back open

Side



MiTail Cat



1. Top stitch

Width flat:

2. 17 cm

3. 12.5 cm

Width circumference:

2. 34 cm

3. 25 cm

Length:

4. 68 cm (Original) 92cm (XL) and 113cm (SXL)

5. 10 cm opening

6. Velcro pieces 2 cm diameter.

7. Zig zag edges before hemming 1 cm.

8. Top stitch the fold. Depending on the stretch of the fabric the fold needs to be bigger or smaller 3-5 cm from the edge.

9. Fold over-attachment


10. The edge can be rounded and cut off with the zig zag stitch if fabric is stretchy.

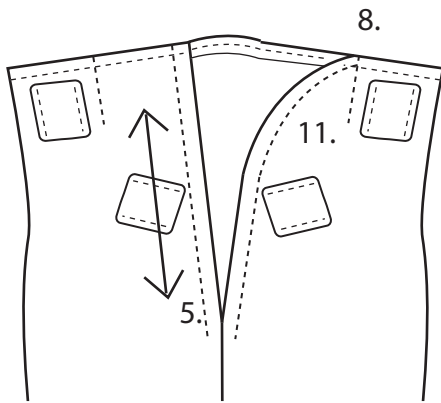
The MiTail case is 29 cm circumference.



MiTail Fox - chestnut faux fur body (PL 70mm) with white faux-fur tip (PL70mm)

Front Back Back open Side





1. Top stitch

Width flat:

2. 18.5cm

3. 129 cm

Width circumference:

2. 35 cm

3. 36 cm

Length:

4. 68 cm

5. 10 cm opening

6. Velcro pieces 2 cm diameter.

7. Zig zag edges before hemming 1 cm.

8. Top stitch the fold. Depending on the stretch of the fabric the fold needs to be bigger or smaller 3-5 cm from the edge.

9. Dart.

10. Fold over- attachment

11. The edge can be rounded and cut off with the zig zag stitch if fabric is stretchy.

MiTail case is 29 cm circumference.