



The Tail Company

Here are some instructions for your new Classic Tail.

1. Always use Lithium batteries if you can. Alkaline ones will work, but for a much shorter time, and eventually with weaker power. Rechargeables (NiMH) are fine too!

2. **IMPORTANT!**

Don't mix new and old batteries in the Tail, or use different kinds of batteries in the Tail at the same time (like Alkalines and Lithium ones). This may damage the clever stuff inside. The Original and Original XL Tail take 8 x AAA batteries, the Baby Tail takes 4 x AAA

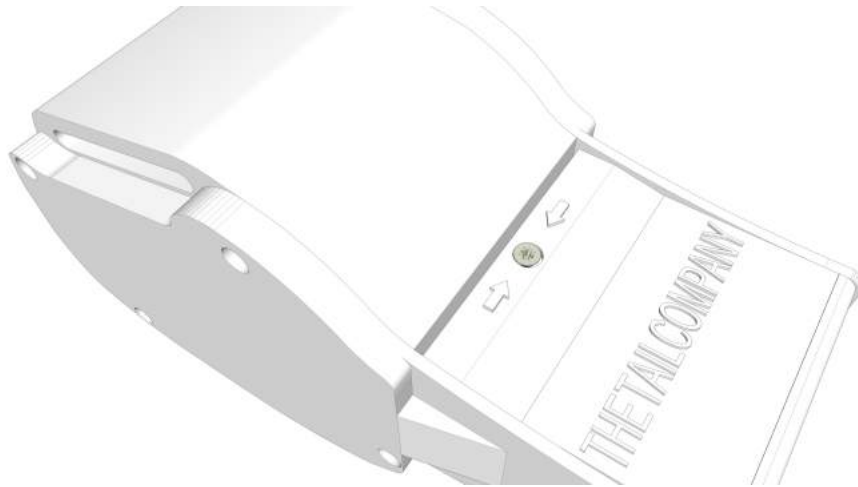
See later on for instructions when fitting the batteries for each kind of Tail

3. The Tail moves when you press a button on the remote control. Remember you must let the Tail finish its move before telling it to do another. It will ignore you until its finished!
4. Each button on the remote has multiple moves. Once a move is finished, you can press that button again to get the next move in the sequence.
5. AUTO mode is activated with a long press on button D. It will play moves with randomised pauses in between for around five minutes. You can stop Auto-mode with another long D press, or switch off the Tail.

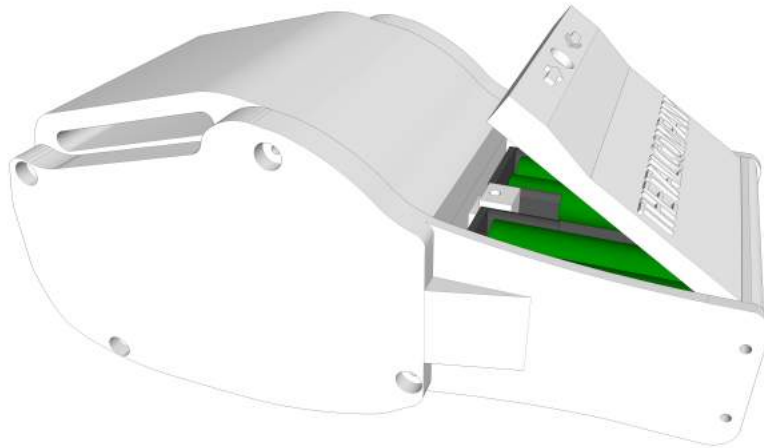
Remember to switch off the Tail when not in use with a long press on the power button. The tail will switch itself off after 5 minutes. If you're not using your tail for a long time, its best to remove the batteries from the holders.
7. If your tail has a glow tip, a long press on A will switch the LEDs on and off. And long press on B and C will change the LED patterns!
8. The Tail is not a toy and shouldnt be used by young children without supervision

CLASSIC Tail Instructions

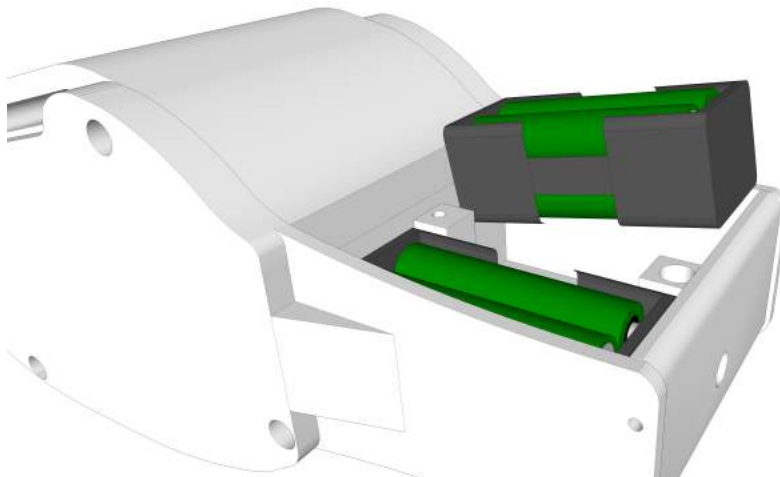
Turn the Tail over, and pull the cover back a little.
Undo and remove the battery cover screw. Look for the arrows.




Lift the battery cover and remove it.



Lift out the battery holders gently,
but be careful not to damage the wires!



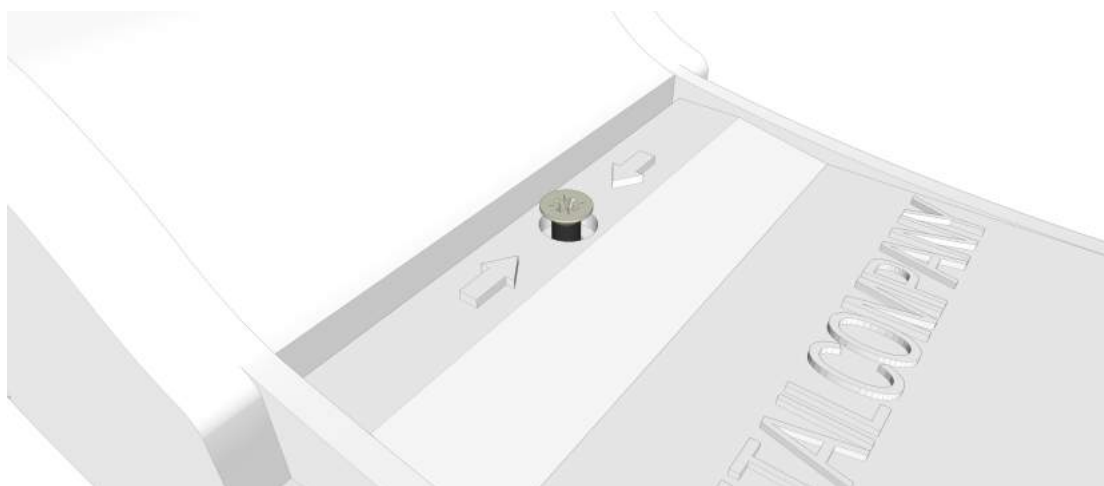
Replace the batteries. Watch the polarity and make sure to use the same battery type and that they are all new. Lithium AAA batteries are the best! Push the holders back in.



Put the battery lid edge in to the slot and lower it into place.



Replace the screw and tighten to secure the cover.



PS Just in case you missed it..

Inside the fur at the body end is a **belt loop**, where you can slide your belt through.

This will give you a nice solid connection to the Tail as it moves.

